



BINS - TRUCKS



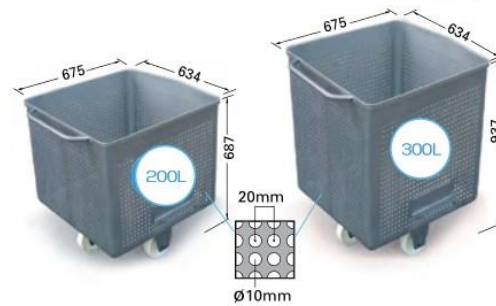
BIN

- ❖ Stainless steel
- ❖ Robust and easy to handle
- ❖ Handle welded at very top to improve ergonomics.
- ❖ Heavy Duty
- ❖ Bottom is 3mm (11 gauge) thick, reinforced by a V shape support, that gives strength to the bottom.
- ❖ Solid or perforated container
- ❖ On wheels (full welded)
- ❖ Maximum charge : 200 to 300 litres



40 kg

50 kg



37 kg

47 kg

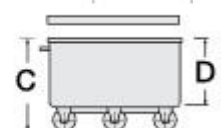
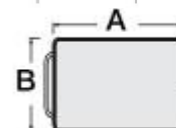
BIN

- ❖ Stainless steel
- ❖ Robust and easy to use
- ❖ Handle diameter 20 mm
- ❖ On wheels
- ❖ Maximum charge : 250 to 500 litres



Dimensions

A	B	C	D	L	KG
930	620	640	460	250L	37,5kg
1100	650	745	525	350L	57kg
1300	700	860	580	500L	76kg



- ❖ Ergonomic removable handle, without backs bending
- ❖ Strong and easy to use
- ❖ For all containers
- ❖ Weight 25 kg